

Your Guide to the SunBox® SunLight Plus™

You have just made the important decision to buy your own SunBox® SunLight Plus™ light box. With this purchase, you join thousands of other individuals and hundreds of facilities worldwide who have chosen to use SunBox® products. Thank you for choosing The SunBox Company as your bright light source. We truly value your business.

SunBoxes are the most advanced and the highest quality bright light boxes on the market and are backed by a lifetime warranty—the longest in the industry. Founded in 1985, The SunBox @ Company is the original manufacturer of high-intensity light boxes. We constantly strive for excellence and are proud of our products and service.

The SunLight Plus™ is the most compact and portable model in our line of bright light units.

IMPORTANT NOTES:

- *In the event that your unit is damaged or broken upon delivery immediately report the problem to us by calling 800-548-3968 (toll-free) or 240-651-3286 so that the problem can be resolved in a timely fashion.*
- *Occasionally, fluorescent lamps may break or become loose in shipping. If, upon receipt, the fixture does not light, see the instructions for replacing the bulb to open the unit and confirm if the bulb is broken/needs to be reinstalled. If your bulb is broken please contact us so we can send you a replacement.*
- *Please save all packing materials for reuse, should you need to return your unit to us. The SunBox Company cannot be responsible for damage due to insufficient packing.*
- *To prevent electric shock, do not use this light in any extension cord or other outlet unless all three prongs of the plug can be inserted fully. Never remove the third (grounding) prong of this unit's plug. If you need to convert our 3-prong plug for a 2-prong outlet, make sure you properly ground the adapter to the wall plate. Otherwise, the light fixture might flicker while either on or off.*

General Guides for Use

Most people use their SunBox light boxes as sources of bright light during the fall and winter months. Some people use them on overcast days at any time of year, or when their schedules or surroundings do not allow much exposure to natural sunlight. People working night shifts also use SunBoxes. Most people use light in the morning. If you use light too late in the day, it may disturb sleep.

To use your SunLight Plus™, the unit should be in front of you so that the light shines onto your face and your eyes should be open. Your unit will reach full brightness within a few minutes of being turned on. It is not necessary to look directly into the light; most people read, eat, work on computers or watch TV while using their SunBox. Eyeglasses or contacts may be worn, but heavily tinted glasses will reduce the amount of light received.

Average use at the 10,000 lux distance is roughly 20-30 minutes per day. At 5,000 lux, that would be the equivalent of 40 minutes to 1 hour. At 2,500 lux, the light might be used for two to three hours. Actual time for a particular individual will vary. It usually takes some experimentation to find a routine that is right for you.

To receive:	10,000 lux your eyes must be	14" from the unit.
	5,000 lux	19"
	2,500 lux	29"




Our Commitment to You

The SunBox® Company will provide you with valuable customer service, which continues well beyond your actual SunBox purchase. Your SunBox® SunLight Plus™ comes with a lifetime warranty, with a one-year guarantee on the bulb. Should a covered repair be necessary during this warranty period, be assured that your unit (or a replacement, if repair is not possible) will be shipped back to you within 48 hours of receipt of the damaged unit.

The SunBox® Company - Frederick, MD 21701
Phone 240-651-3286 • Fax: 301-977-2281
Email: orders@sunbox.com • Website: www.sunbox.com

SunBox SunLight Plus™ Bulb Replacement

1. Unplug the unit.
2. Place the SunLight Plus™ vertically on a table or desk, so that the cord is near the bottom and the unit is resting on a triangular end with the rubber feet. Using a #2 Phillips head screwdriver, remove the 3 screws that hold the top triangular end piece in place, then remove the piece **(a)**.
3. Laying the SunLight Plus™ on the long side, remove the 2 screws **(b)**.
4. Gently slide out the inside assembly to gain access to the light bulb **(c)**. The shell and the unit are attached together and will not separate due to the power cord wiring so be careful when sliding out the unit.
5. Gently remove the diffuser and place in a safe spot to protect from any scratches.
6. If you have a zip tie holding the bulb in place, remove the zip tie. It was used for shipping purposes.
7. Slowly pull the end of the old fluorescent tube furthest from the socket outward at a 20° angle. If the bulb is broken, be very careful not to cut yourself.
8. Pull out the old bulb clip and replace with new bulb clip.
9. At a 20° angle, insert the new bulb in its socket and gently press the bulb into the bulb clip.
10. Lay the diffuser back on the unit with the rough textured side facing out. Slide the unit back into the shell.
11. Screw in the 3 back screws from step 2.
12. Place the triangle top and screw the 3 screws in from step 1.
13. Plug in and enjoy!



REMINDER TO REPLACE YOUR BULBS

Because bulbs lose intensity with use and continued use of old fluorescent bulbs can damage the ballast, we recommend that you change your bulb frequently. Do not wait until your bulbs burn out to replace them! *To maintain the warranty, you must **replace the bulbs every three (3) years**. Failure to do so will void the warranty regardless of use. You can place an order online 24 hours a day from our website: www.sunbox.com

If, for any reason, you encounter problems with your light box, contact us at 800-548-3968 or 240-651-3286

Limited Warranty/Guarantee: The SunBox® Company, Inc. (us, we, our) warrants to the original purchaser (you, your) that the SunBox® SunLight Plus® (light unit, unit) is to be free from defects in material and workmanship under ***normal use and service** for the lifetime of the unit. Our entire liability and your exclusive remedy as to the unit(s) shall be repair or replacement of the unit, at our option, when returned to us with a copy of the receipt. You shall be responsible for the cost of returning the unit to us with a copy of the receipt and \$25 return shipping. If failure of the unit has resulted from accident, abuse, or misapplication, we shall have no responsibility to replace or repair the unit. Fluorescent tubes are guaranteed for one years against failure. (Shipping cost subject to change)

The above are the only warranties of any kind, either express or implied, including but not limited to the implied warranties of merchantability and fitness for a particular purpose, that are made by The SunBox® Company on this product. No oral or written information or advice given by The

Specifications: 120V AC 50/60Hz .53 amps 55 watts
Dimensions: 14.5" H x 7" L x 6" D Weight: 3.5 lbs.
Replace bulb with FML55

Made in USA

Rev. 12/21