

Your Guide to the SunBox SunSation™

Congratulations on buying your very own Sunbox SunSation light box! With this purchase, you join thousands of other individuals and hundreds of facilities worldwide who have chosen to use SunBox products. Thank you for choosing The SunBox Company as your bright light source. We truly value your business.

SunBoxes are the most advanced and the highest quality bright light boxes on the market and are backed by a lifetime warranty--the longest in the industry. Founded in 1985, The SunBox Company is the original manufacturer of high-intensity light boxes. We constantly strive for excellence and are proud of our products and service.

The SunSation is our latest effort in compact, portable adaptability--bright light made easy!

IMPORTANT NOTES:

- *Please save all packing materials for reuse should you need to return your unit to us. The SunBox Company cannot be responsible for damage due to insufficient packing.*
- *Occasionally, fluorescent lamps may break or become loose in shipping. If, upon receipt, the fixture does not light, see the instructions for replacing the bulb.*
- *In the event that your unit is damaged or broken upon delivery, and you purchased the unit directly from our company, immediately report the problem to us by calling (800) 548-3968 (toll-free) or (301)869-5980 so that the problem can be resolved in a timely fashion. If you purchased the unit from one of our dealers, please report the problem to the dealer.*
- *To prevent electric shock, do not use this light in any extension cord or other outlet unless all three blades of the plug can be inserted fully. Never remove the third (grounding) blade of this unit's plug. If you need to convert our 3-prong plug for a 2-prong outlet, make sure you properly ground the adapter to the wall plate. Otherwise, the light fixture might flicker while either on or off.*

General Guidelines for Use

Most people use their SunBox light boxes as sources of bright light during the fall and winter months. Some people use them on overcast days at any time of year, or when their schedules or surroundings do not allow much exposure to natural sunlight. SunBoxes are also used by people working night shifts. Most people use light in the morning. If you use light too late in the day, it may disturb sleep.

To use your SunSation you will need to insert the wire stand into the bottom of the light fixture (the side below the SunSation label)--there are two holes there that the top of the stand must be fit into. The stand should be inserted so that the white line on the wire is flush with the bottom of the unit and the unit securely sits on the stand (it should not flop forward or backward on the stand). The light should be placed on the stand so that the light shines down on the user: for the most comfortable use. See Figure 1 for the proper angle.

For your light session the light should be in front of you so that the light shines onto your face and your eyes should be open. Your unit will reach full brightness within a few minutes of being turned on. It is not necessary to look directly into the light; most people read, eat, work on computers or watch TV while using their SunBox. Eyeglasses or contact lenses may be worn, but heavily tinted sunglasses will reduce the amount of light received.

Average use at the 10,000 lux distance is roughly 20-30 minutes per day. At 5,000 lux, that would be the equivalent of 40 minutes to 1 hour. At 2,500 lux, the light might be used for two to three hours. Actual time for a particular individual will vary. It usually takes some experimentation to find a routine that is right for you.

To receive:	10,000 lux	your eyes must be	14"	from the unit.
	5,000 lux		19"	
	2,500 lux		29"	



Our Commitment to You

The SunBox Company will provide you with valuable customer service, which continues well beyond your actual SunBox purchase. Your Sunbox SunSation comes with a lifetime warranty, with a two-year guarantee on the bulb. Should a covered repair be necessary during this warranty period, be assured that your unit (or a replacement, if repair is not possible) will be shipped back to you within 24 hours of our receipt of the damaged unit.

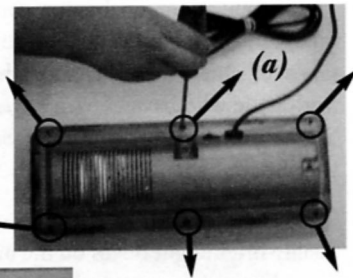
When you need to replace the bulb in your SunBox, simply call us to conveniently have a new bulb shipped to you at a discounted price of 20% off the suggested retail price. We also carry a wide variety of lighting products to serve many of your lighting needs. Please contact us for information about our other lighting products.

You can place an order online 24 hours a day from our website--www.sunbox.com. We are reachable by phone, e-mail, or in person at our Gaithersburg location (see below for contact information). If you reach our answering service please know any phone messages you leave will be returned promptly--the same day or the next business day.


The SunBox® Company • 19217 Orbit Drive • Gaithersburg, MD 20879-4149
Toll-free phone: (800) 548-3968 • Local: (301) 869-5980 • Fax: (301) 977-2281
E-mail: info@sunbox.com • Website: www.sunbox.com

Sunbox SunSation™ Bulb Replacement


1. Slip the Sunbox SunSation off of its stand and rest it horizontally on a flat surface face down (so that the six screws holding the front and back halves together are facing you. Using a Phillips head screw driver, remove the screws (a).



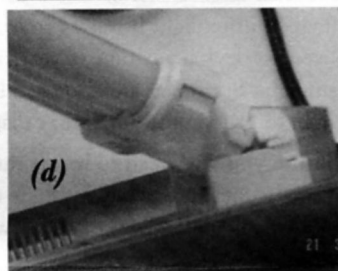
2. Lift off the back of the unit, flip it over--so the bulb and socket are facing you and set it down on your flat surface work area (b).



3. Slowly pull the end of the old fluorescent tube furthest from the socket outward to about a 20° angle (c) and (d). You may wish to reinstall this old bulb, popping it out and pushing it back in, to familiarize yourself with the angle and the pressure needed to install it. If the bulb is broken, be very careful not to cut yourself.



4. Lift the old tube out of the unit and carefully dispose of it. If it has been broken, carefully clean the interior of the unit to remove any glass fragments that may have come loose.



5. Insert the new bulb into its socket, on an angle (about 20°) (c) (d), then gently push the bulb backward until it rests against the back of the unit with the clip securing it into place. The base of the bulb and the base of the socket should be flush--it should look as the old bulb did (b).



6. Flip the back of the unit (with the bulb in it) back over the front piece, line up the screw holes and thread the six screws back into place--tightening with your screwdriver till front and back are securely rejoined.

7. Put your SunSation back on its stand. When you turn it on, the bulb will take a few minutes to reach full brightness

ABOUT BULB REPLACEMENT The fluorescent bulb in your Sunbox SunSation is guaranteed against failure with normal use for two (2) years, and should still be functional for much longer. However, since bulbs lose intensity with use and because continued use of old fluorescent tubes can damage the ballast, we recommend that you change your bulb every 2-3 years. With your Sunbox SunSation purchase, you are entitled to a 20% discount on future purchases of the FML 55/5000K replacement bulb.

If, for any reason, you encounter problems with your light box, contact us at (800) 548-3968 or (301) 869-5980.

Limited Warranty/Guarantee: The SunBox® Company, Inc. (us, we, our) warrants to the original purchaser (you, your) that the Sunbox SunSation (light unit, unit) is to be free from defects in materials and workmanship under normal use and service for the life of the product. Our entire liability and your exclusive remedy as to the unit(s) shall be repair or replacement of the unit, at our option, when returned to us with a copy of the receipt. You shall be responsible for the cost of returning the unit to us with a copy of the receipt and we will return the unit to you at our cost. If failure of the unit has resulted from accident, abuse, or misapplication, we shall have no responsibility to replace or repair the unit. The Product Warranty Registration form should be returned to initiate the warranty. Fluorescent tubes are guaranteed for two years against failure. Simply return the tube for free replacement.

The above are the only warranties of any kind, either express or implied, including but not limited to the implied warranties of merchantability and fitness for a particular purpose, that are made by The SunBox Company on this product. No oral or written information or advice given by The SunBox Company, its dealers, distributors, agents, or employees shall create a warranty or in any way increase the scope of this warranty. This warranty gives you specific legal rights. You may have other rights, which vary from state to state.

Specifications: 120V AC 50/60 Hz .53 amps 55 watts

Dimensions: 15" H x 5.5" L x 4" D Weight: 3.5 lbs.

Replace bulb with FML 55/5000K.

Also available in 220 V/50 Hz.

Made in USA

UL listing E141022

rev 7/2004